



HOW TO MAKE A TARP SAUNA




1.
RAISE ONE BIG TARP ATOP
ONE BLOWDOWN BRANCH
POLE, HELD DOWN BENEATH
A RING OF ROCKS
(LEAVE A CRAWL-THRU
HOLE FREE)



2.
PLACE GRAPEFRUIT-SIZED
STONES INTO FIREPIT, AND
ALLOW FIRE TO BURN
DOWN TO COALS

3.
MOVE HOT-HOT STONES
OH-SO-CAREFULLY FROM
THE COALS USING A
STRETCHER OF WET, GREEN
STICKS, AND INTO THE
CENTER OF THE TARP TENT



5. TAKE TURNS SPITTING
WATER ONTO HOT STONES,
HISSSSSS, SILENCE
COLD PLUNGE +
REPEAT

4.
SIT SHOULDER-TO-
SHOULDER IN A CIRCLE
WITH LOTS OF FRIENDS
AND LESS CLOTHES,
AROUND THE HOT
STONE PILE

